

Ottawa:

Confederation Building

Room 678

Ottawa, ON K1A 0A6

Constituency:

208-1101 2nd Ave E

Owen Sound, ON N4K 2J1

Phone: 519-371-1059

E-Mail: alex.ruff@parl.gc.ca



# Alex Ruff

Member of Parliament  
Bruce-Grey-Owen Sound

Constituent Consent Forms: How do I fill out the Consent Form?


## Desktop & Computers

1. Go to: <https://www.alexruffmp.ca/forms> and download your required consent form

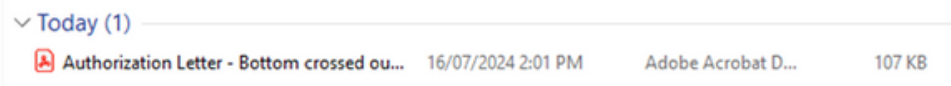


2. Go to: <https://www.adobe.com/ca/acrobat/online/sign-pdf.html> and click "select a file"

Drag and drop a PDF to use the Acrobat PDF form filler.



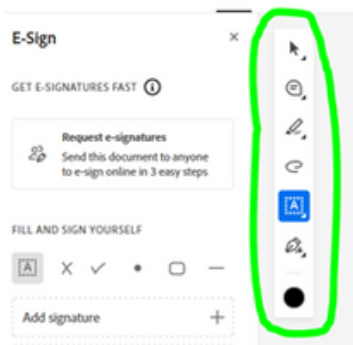
3. Select your downloaded consent form file



4. Log in or sign up for an Adobe account through one of the options listed



5. Use the toolbar to fill in the form fields and add your PDF signature



6. Download your completed form or get a shareable link, then email it to [alex.ruff@parl.gc.ca](mailto:alex.ruff@parl.gc.ca) with "Case" in the subject line



**Ottawa:**

Confederation Building

Room 678

Ottawa, ON K1A 0A6

**Constituency:**

208-1101 2nd Ave E

Owen Sound, ON N4K 2J1

**Phone:** 519-371-1059

**E-Mail:** alex.ruff@parl.gc.ca



**Alex Ruff**

Member of Parliament  
Bruce-Grey-Owen Sound

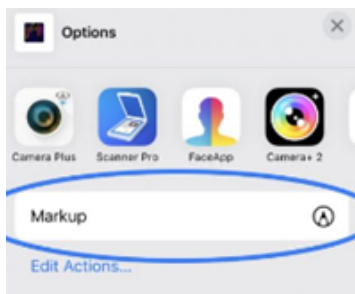
Constituent Consent Forms: How do I fill out the Consent Form?

***Apple Devices***

1. Go to: <https://www.alexruffmp.ca/forms> and open your required consent form
2. Click the “share” icon at the bottom center of your screen



3. Select “Markup”



4. Select the “edit” icon to add your information



5. Select the “share” icon



6. Select the “mail” icon from the pop-up menu



7. Send the email to [alex.ruff@parl.gc.ca](mailto:alex.ruff@parl.gc.ca) with "Case" in the subject line

**Ottawa:**

Confederation Building

Room 678

Ottawa, ON K1A 0A6

**Constituency:**

208-1101 2nd Ave E

Owen Sound, ON N4K 2J1

**Phone:** 519-371-1059

**E-Mail:** alex.ruff@parl.gc.ca



**Alex Ruff**

Member of Parliament  
Bruce-Grey-Owen Sound

Constituent Consent Forms: How do I fill out the Consent Form?

***Android Devices***

1. Download a PDF editor app, like Foxit or the Adobe Acrobat Reader app



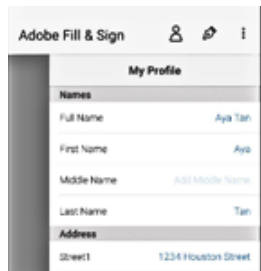
2. Go to: <https://www.alexruffmp.ca/forms> and open your required consent form and click on the “Share” icon



3. From the share menu, select your PDF editor app



4. The document will open in your PDF editor app and you can add your information



5. When complete, select the “Share” icon again. Then select “Email” and send it to [alex.ruff@parl.gc.ca](mailto:alex.ruff@parl.gc.ca) with "Case" in the subject line

